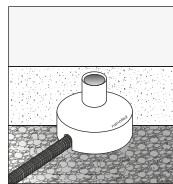
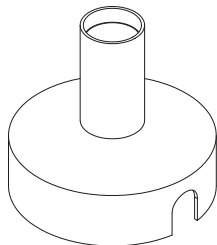
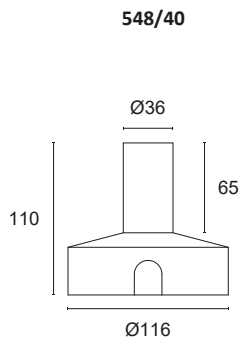
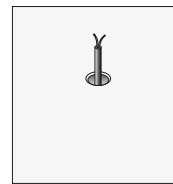


DEHO AND DARDO FORMWORK

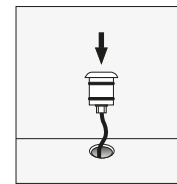
Thermoplastic formwork for DEHO and DARDO series models for use during installation. Can be installed in brick walls or floors. Necessary for correct installation.



Position the formwork with the top flush with the wall or floor. Apply the supplied cap to prevent foreign bodies from entering the interior. Make sure there is adequate drainage under the formwork.



Check that the formwork does not move when laying the screed. Route the electrical cable from the formwork to the shaft. Close the formwork with the cap provided.



After plastering, remove the cap and connect the electricals according to the product sheet, check that it works properly and insert it into the formwork with light pressure.